

Non-Return Valves



Non-return valves allow compressed air to flow in one direction and prevent it from flowing in the other. Protect the circuit upstream.

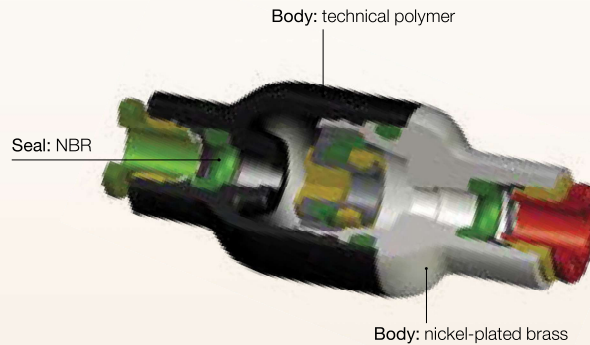
Ø metric:
4 to 12 mm

Technical Characteristics

Compatible Fluids	Compressed air	
Working Pressure	1 to 10 bar	
Working Temperature	0°C to +70°C	
Cracking Pressure	0.3 bar	
Flow Characteristics (NI/min)	Model	Flow at 6 bar
	4 mm	350
	6 mm	670
	8 mm	1080
	10 mm	2230
12 mm	2300	

Component Materials

Silicone-free



Advantages

- Available in threaded or push-in version
- Proven endurance according to the requirements of the DI 2006/42/CE

Safe installation:

- Symbol showing the operating direction of flow
- Colour code: green for supply version, red for exhaust version

Regulations

- RoHS
- REACH
- PED
- B10d: > 40 millions of cycles

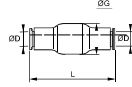
Operation

In-Line Version	Supply Version	Exhaust Version	Installation Diagram
<p>Non-return valve</p>	<p>Non-return valve</p> <p>Models 7984-7985</p>	<p>Non-return valve</p> <p>Models 7994-7995</p>	

Non-Return Valves

7996 In-Line Equal Non-Return Valve

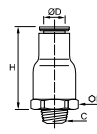
Technical polymer, Nickel-plated brass, NBR



ØD		G	L	Kg
4	7996 04 00	16	38.5	0.008
6	7996 06 00	16	41	0.013
8	7996 08 00	19	51.5	0.017
10	7996 10 00	23	63.5	0.070
12	7996 12 00	23	66.5	0.050

7985 In-Line Non-Return Valve, Supply, Male BSPT Thread

Technical polymer, Nickel-plated brass, NBR

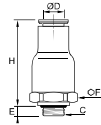


ØD	C		F	H	Kg
4	R1/8	7985 04 10	16	28.5	0.016
6	R1/8	7985 06 10	16	30.5	0.016
	R1/4	7985 06 13	16	30.5	0.021
8	R1/8	7985 08 10	19	36	0.022
	R1/4	7985 08 13	19	36	0.020
12	R1/2	7985 12 21	23	44	0.048

Pre-coated thread

7984 In-Line Non-Return Valve, Supply, Male BSPP and Metric Thread

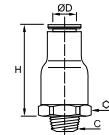
Technical polymer, Nickel-plated brass, NBR



ØD	C		E	F	H	Kg
4	M5x0.8	7984 04 19	3	9	32	0.008
	G1/8	7984 04 10	5	16	28.5	0.015
6	G1/8	7984 06 10	5	16	30.5	0.015
	G1/4	7984 06 13	5.5	16	30.5	0.015
8	G1/8	7984 08 10	5	19	36	0.021
	G1/4	7984 08 13	5.5	19	36	0.023

7995 In-Line Non-Return Valve, Exhaust, Male BSPT Thread

Technical polymer, Nickel-plated brass, NBR

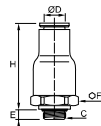


ØD	C		F	H	Kg
4	R1/8	7995 04 10	16	28.5	0.015
6	R1/8	7995 06 10	16	30.5	0.016
	R1/4	7995 06 13	16	30.5	0.022
8	R1/8	7995 08 10	19	36	0.022
	R1/4	7995 08 13	19	36	0.026
12	R3/8	7995 12 17	23	42	0.042

Pre-coated thread

7994 In-Line Non-Return Valve, Exhaust, Male BSPP and Metric Thread

Technical polymer, Nickel-plated brass, NBR



ØD	C		E	F	H	Kg
4	M5x0.8	7994 04 19	3	9	32	0.790
	G1/8	7994 04 10	5	16	28.5	0.018
6	G1/8	7994 06 10	5	16	30.5	0.015
	G1/4	7994 06 13	5.5	16	30.5	0.015
8	G1/8	7994 08 10	5	19	36	0.023
	G1/4	7994 08 13	5.5	19	36	0.023
12	G1/2	7994 12 21	7.5	23	44	0.045

Adjustable Non-Return Valves



These nickel-plated brass adjustable non-return valves allow compressed air to flow in one direction and prevent flow in the other. They incorporate precise adjustment of opening pressure in the return direction.

Technical Characteristics

- **Compatible Fluids:** compressed air
- **Working Pressure:** 0 to 12 bar
- **Working Temperature:** -20°C to +80°C

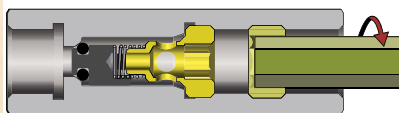
Cracking Pressure	Threads		0 to 4 turns (values given as an example only)			
	M5x0.8 - G1/8 - G1/4		1 to 0.10 bar			
	G3/8		1 to 0.15 bar			
	G1/2		1 to 0.20 bar			
Max. Tightening Torques	Threads	M5 x0.8	G1/8	G1/4	G3/8	G1/2
	daN.m	0.16	0.8	1.2	3	3.5

Advantages

- Adjustment and locking of the non-return valve cracking pressure with two 2 Allen keys prevents the settings from being accidentally changed
- Designed with locking nut to protect initial setting in the event of vibration or accidental handling
- Developed for the food process industry (FDA compliance) and smooth external profile to facilitate cleaning in situ

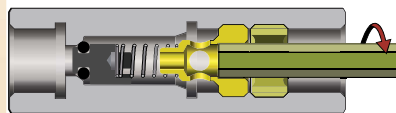
Operation

Step 1



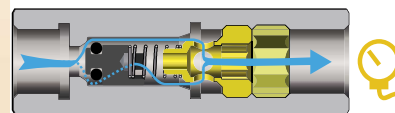
Unscrew the locking nut with an Allen key.

Step 2



Unscrew the adjustment nut with a smaller Allen key to adjust the cracking pressure. The number of turns adjusts the cracking pressure from 1 bar to 0.10 bar.

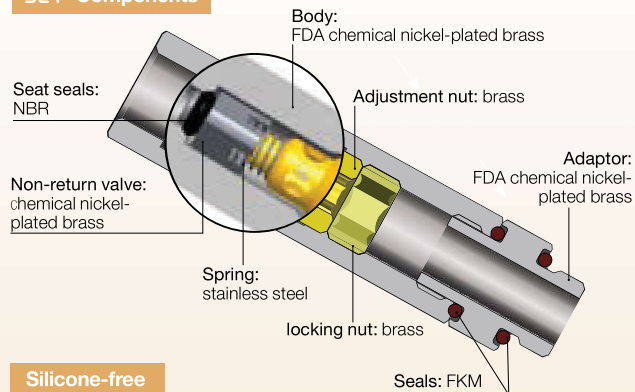
Step 3



Tighten the locking nut with the Allen key to lock the cracking pressure setting. Then, control the pressure with a pressure gauge downstream.

Component Materials

External Components



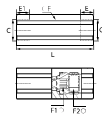
Silicone-free

Regulations

- RoHS
- REACH
- FDA : 21CFR

7930 Adjustable Check Valve, Double Female BSPP and Metric Thread

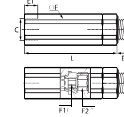
FDA chemical Nickel-plated brass, FKM



C		E	E1	F	F1	F2	L	Kg
M5x0.8	7930 19 19	8	4	13	4	6	49	0.055
G1/8	7930 10 10	8	6	13	4	6	45	0.033
G1/4	7930 13 13	10	7.5	16	6	8	54	0.073
G3/8	7930 17 17	11	8.5	20	8	10	61.5	0.163
G1/2	7930 21 21	13	10	24	10	12	73	0.171

7931 Adjustable Check Valve Supply, Male/Female BSPP Thread

FDA chemical Nickel-plated brass, FKM

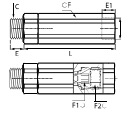


C		E	E1	F	F1	F2	L	Kg
G1/8	7931 10 10	5.5	6	13	4	6	51.5	0.043
G1/4	7931 13 13	6.5	7.5	16	6	8	61.5	0.208
G3/8	7931 17 17	7.5	8.5	20	8	10	70	0.125
G1/2	7931 21 21	9	10	24	10	12	82.5	0.212

Adjustable Non-Return Valves

7932 Adjustable Check Valve Exhaust, Male/ Female BSPP Thread

FDA chemical Nickel-plated brass, FKM



C		E	E1	F	F1	F2	L	Kg
G1/8	7932 10 10	5.5	8	13	4	6	51.5	0.009
G1/4	7932 13 13	6.5	10	16	6	8	61.5	0.058
G3/8	7932 17 17	7.5	11	20	8	10	70	0.123
G1/2	7932 21 21	9	13	24	10	12	82.5	0.212

Complementary Products for Adjustable Non-Return Valves

Fittings

LF 3000




LF 3600



Nickel-Plated Accessories



LIQUIfit® Non-Return Valves



LIQUIfit® non-return valves allow flow in one direction and prevent any return flow. Fitted in the circuit, they provide total protection.

Ø metric: 6 to 12 mm
Ø inch: 1/4" to 1/2"

Technical Characteristics

- **Compatible Fluids:** water, beverages, liquid foodstuffs
- **Working Pressure:** 1 to 10 bar
- **Working Temperature:** 1°C to +65°C
- **Cracking Pressure:** 0.02 bar up to O.D. 3/8"
0.03 bar for O.D. 1/2"

Advantages

- Fully compatible for use with water, beverages, liquid foodstuffs and gas
- Excellent chemical compatibility
- Hygienic design with smooth surfaces

Component Materials

Silicone-free

Body: POM

Seals: EPDM



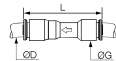
Release button: technical polymer
Teeth: stainless steel

Regulations

- RoHS
- FDA: 21 CFR
- NSF 51
- REACH

7992 Single Non-Return Valve

POM, EPDM



ØD		G	L	Kg
6	7992 06 00WP2	15.5	45.5	0.007
8	7992 08 00WP2	17.5	48.5	0.010
10	7992 10 00WP2	20	57.5	0.014
12	7992 12 00WP2	23.5	67.5	0.022

7992 Single Non-Return Valve

Inch

POM, EPDM



ØD		G	L	Kg
1/4	7992 56 00WP2	17	51	0.008
3/8	7992 60 00WP2	20	55	0.011
1/2	7992 62 00WP2	23	68	0.021

5/16" also available = 7992 08 00WP2


Associated Products

The full range of LIQUIfit® products can be found in this catalogue:

- Push-in fittings for metric and inch tubing (Chapter 1)
- Valves (Chapter 4)

To complement the LIQUIfit® range, Parker Legris Advanced PE tubing (Chapter 3) is suited to the most demanding environments, approved for permanent contact with beverage and food products, as well as for water treatment.

Stainless Steel Non-Return Valves



In harsh environments or for corrosive industrial fluids, stainless steel non-return valves allow fluids to flow in one direction and prevent them from flowing in the other.

Technical Characteristics

- **Compatible Fluids:** Many fluids
- **Working Pressure:** 0.5 to 40 bar
- **Working Temperature:** -20°C to +180°C

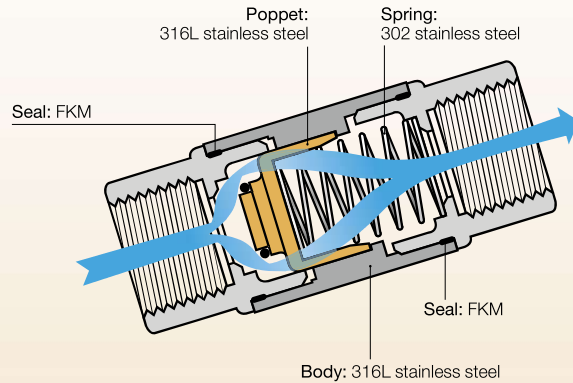
	Threads	NI/min	Kv
Flow Characteristics	G1/8	18.88	1.60
	G1/4	19.91	1.69
	G3/8	35.54	3.01
	G1/2	36.50	3.10
	G3/4	65.86	5.59
Cracking Pressure	0.25 bar		

Advantages

- Mechanical robustness and reduced dimensions
- Suitable for use with many chemicals or in corrosive environments
- Flow direction symbol protects against incorrect installation
- Smooth external surfaces contribute to equipment cleanliness

Component Materials

Silicone-free

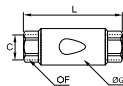


Regulations

- RoHS
- REACH
- PED

4890 Non-Return Valve, Female BSPP Thread

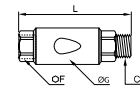
Stainless steel 316L, FKM



DN	C	F	G	L	Kg
10	G1/8 4890 10 10	17	22	50	0.082
	G1/4 4890 13 13	17	22	50	0.073
15	G3/8 4890 17 17	22	30	67	0.183
	G1/2 4890 21 21	24	30	71	0.182
20	G3/4 4890 27 27	32	42	84	0.288
25	G1 4890 34 34	38	42	90	0.418

4892 Non-Return Valve, Supply, Female BSPP Thread/Exhaust, Male BSPP Thread

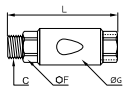
Stainless steel 316L, FKM



DN	C	F	G	L	Kg
10	G1/8 4892 10 10	17	22	56	0.090
	G1/4 4892 13 13	17	22	58	0.082
15	G3/8 4892 17 17	22	30	75	0.191
	G1/2 4892 21 21	24	30	79	0.210
20	G3/4 4892 27 27	32	42	84	0.313
25	G1 4892 34 34	38	42	102	0.514

4891 Non-Return Valve, Supply, Male BSPP Thread/Exhaust, Female BSPP Thread

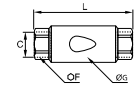
Stainless steel 316L, FKM



DN	C	F	G	L	Kg
10	G1/8 4891 10 10	17	22	56	0.084
	G1/4 4891 13 13	17	22	58	0.082
15	G3/8 4891 17 17	22	30	75	0.191
	G1/2 4891 21 21	24	30	79	0.210
20	G3/4 4891 27 27	32	42	84	0.300
25	G1 4891 34 34	38	42	102	0.519

4895 Non-Return Valve, Female NPT Thread

Stainless steel 316L, FKM



DN	C	F	G	L	Kg
10	NPT1/8 4895 11 11	17	22	50	0.082
	NPT1/4 4895 14 14	17	22	54	0.079
15	NPT3/8 4895 18 18	22	30	67	0.194
	NPT1/2 4895 22 22	24	30	77	0.195